

002812

2018-021



2017

2018 03

**Paul Xiaoming Lee**

**10**

**10**

.....	<b>7</b>
.....	<b>11</b>
.....	<b>14</b>
.....	<b>28</b>
.....	<b>50</b>
.....	<b>57</b>
.....	<b>57</b>
.....	<b>58</b>
.....	<b>66</b>
.....	<b>71</b>
.....	<b>72</b>
.....	<b>182</b>

		Paul Xiaoming Lee      Yan Ma   Yanyang Hui   Sherry Lee 6

		<a href="http://www.cninfo.com.cn">http://www.cninfo.com.cn</a>
		2017 1 1 2017 12 31
		2016 1 1 2016 12 31
		" "
BOPP		
		BOPP "BOPP "
		BOPP "BOPP "
		250 / 10 / 20 /
		2017

|

|

---

	91530000727317703K

	16 7 12


A 38-45

---

	1,655,027,243.30	1,572,539,827.05	5.25%	739,380,885.86
--	------------------	------------------	-------	----------------

**1**

---

---

---

---

---

	14,814,179.53	13,170,668.23	13,701,192.67	--
--	---------------	---------------	---------------	----

1

1

1

1

BOPP

2

BOPP

1

2

3

---


2

1

2

2009

2015

2006

1996

3

2017 11

2012

2012

BOPP

2017 12 31

84  
CNAS

77

6

1

ISO/IEC 17025 2005

CNAS-CL01

4

2017

54.34% 74.59%

2017

18.22%

17.18%

1	2017						
			1,220,269,977.91		6.47%		
155,923,462.57			2,132.03		5.72%		
	2017		177,243,713.95		7.17%	2017	12 31
2,037,988,128.92		7.83%			1,655,027,243.30		5.25%
2	2017					2017	
	2017	4737.8	0.8%	11145.1		3.24%	
1							
274,540,519.69			22.59%				
			159,368,625.10		18.15%		
		144,254,932.70	13.94%				
2							
222,367,058.55			25.79%				
							30
3	BOPP						
	BOPP		316,906,584.27		1.71%		

OA

ERP

1

2

1

	2017		2016		
	1,220,269,977.91	100%	1,146,169,798.78	100%	6.47%
	1,202,398,069.07	98.54%	1,127,399,122.03	98.36%	6.65%
	17,871,908.84	1.46%			

2

10%





10,380,792.85	11.59%	9,838,761.54
---------------	--------	--------------

---

1	1	202,898,320.79	16.63%
2	2	52,146,379.81	4.27%
3	3	43,996,765.77	3.61%
4	4	41,180,431.44	3.37%
5	5		

4

1				
2				
3				
4	12 $\mu$ PET		12 $\mu$ PET	
5				
6				
7				
8				1. 2. 3. 4.
9	750ml		750ml	

---

	2017	2016	
	184	152	21.05%
	13.76%	10.99%	2.77%
	44,393,528.75	41,418,441.74	7.18%

**1**

	2017		2016			
	437,270,947.23	21.46%	639,572,490.86	33.84%	-12.38	%



---

23,665.91				[2016]004562
2,606.78	2017	12	31	169,917,830.05

2





--	--	--	--

11306

2

GDP

10%

1





3					
2015		2015 12 31	10,040	10	7.97
	8000.00				
2016		2016 12 31	13,388	10	7.50
	10,041				

2017	150,095,000.00	155,923,462.57	96.26%	0.00	0.00%
2016	100,410,000.00	165,391,941.19	60.71%	0.00	0.00%
2015	80,000,000.00	150,052,494.67	53.31%	0.00	0.00%

10	0
10	11.00
10	10
	136,450,000
	150,095,000.00
	179,202,986.70
	100%
20	

2017			2017	12	31	136,450,000
10		11.00				150,095,000.00
10	10		272,900,000			


**1**



			10				
				4	1		
				2			
				10			
				3			
					1		
				2			
				1			
	5%		3	2		2016 09	
				3		14	
		3			25%		





5

1

2

1

2

3

1

2

6

3

4

4

1

2

1





2

1	2017 6 12	16	
2		42	
3	2017		2017 30
		2016	649,609.50
			142,224.84

	50
	6

1 2017

1



2

3

4

5

2017 5 2 < 2017 5 25 <  
> < > 2017 6 12 2017 > 2017 7 13  
< < > 2017 8 22 > 2017 8 30  
2017 8 28 2017 8 30  
2017 9 6  
2017 52 2017 9  
13 2017 52 2017 10 13  
2018 2

---

	2017 07 14	
	2017 08 22	

171151

2017 08 22

2


3

2

3

1

--	--	--	--	--





4

1

1

2

2

1

2

20

6 2017

17

3

		/



1

	100,400,000	74.99%	2,570,000			-29,393,650	-26,823,650	73,576,350	53.92%
3	72,843,000	54.41%	2,570,000			-29,393,650	-26,823,650	46,019,350	33.73%
	58,375,000	43.60%				-16,448,000	-16,448,000	41,927,000	30.73%
	14,468,000	10.81%	2,570,000			-12,945,650	-10,375,650	4,092,350	3.00%
4	27,557,000	20.58%						27,557,000	20.20%
	27,557,000	20.58%						27,557,000	




	2,000,000	2,000,000	0	0		2017 9 15
	1,802,000	1,802,000	0	0		2017 9 15
	1,000,000	1,000,000	0	0		2017 9 15
	1,000,000	1,000,000	0	0		2017 9 15
	143,650	143,650	0	0		2017 9 15
	0	0	160,000	160,000	2017	
	0	0	160,000	160,000	2017	
	0	0	2,250,000	2,250,000	2017	

2

2017 6 1			2017		
2017 6 8	2017			2,570,000	2017
6 9		133,880,000	136,450,000	2017 6 8	
			2017		
2017-079					

3

1





2

Paul Xiaoming Lee		
Yan Ma		
Sherry Lee		
Yanyang Hui		
	Paul Xiaoming Lee	Yan Ma
	Sherry Lee	Yanyang Hui





7/1010



					2017	2020					
					48 04 20	04 19	0	0	0	0	0
					2011	2020					
					41 04 20	04 19	0	0	0	0	0

18.14 628 D 103 /P <2/P <</MCI >>BDC C2g52.86 77.3 330.48 .48<1D9843E>

---

			2017 04 20	
			2017 04 20	
			2017 04 20	
			2017 04 20	
			2017 04 20	

1993 1998

1995 2012  
2012 2017

2017 9

1 1977 1996  
2008 2006

2 1959 1978 1996  
1996

3 1978 1998 2003  
2004

1 1962 1993 2 University of  
Massachusetts 1993 1996 World-Pak Corporation 1996 4



2017

3

--	--	--	--	--	--	--

---

				/						
		0	0	0	102.90	0	0	160,000	28.65	160,000
		0	0	0	102.90	0	0	160,000	28.65	160,000
	--	0	0	--						

2

3

2017	96	86	10	
			2017	410
3351				

4

3 8 6

1

2

3

4

) <'4ã0> ' s)À Ò s)ÀK Œ€ Ö"••••€ mAî5ž œ ,Ô8dê '^^F ! û £6,, é j Ñ ,g œñ0»°•stxå Ä

**1**

2017		53.06%	2017 01 04	2017 01 04	2017 2017-001
2016		62.08%	2017 04 20	2017 04 20	2016 2017-043
2017		71.30%	2017 06 12	2017 06 12	2017 2017-082

**2****1**

	8	6	2	0	0	
	7	5	2	0	0	
	7	5	2	0	0	

---

	1	1	0	0	0	
	1	1	0	0	0	
		1	2	2	2	1
		1				

2

3

257.00

1

2

	2018 03 07		
	2018 3 7	<a href="http://www.cninfo.com.cn">http://www.cninfo.com.cn</a>	2017
	100.00%		
	100.00%		
		0.25%	0.25%
	0.5%	0.25%	
	1%	0.5%	
	1.5%	1%	
	1.5%		

---

	2018 03 07
	2018 3 7 2018 001317





OT'SSPOBAHME TO KOPANBA QIZAP TPB AOC TOB 4 X fA. pE. 5F. QSG QS QÄEMÄ) pSApY K'K' @ 20

3



	3,343,289.84	3,585,395.22

	148,631,890.00	157,343,689.85
	122,322,414.38	115,315,967.96
	3,079,718.40	14,597,412.32
	813,279.29	548,911.62
	26,694,136.46	22,913,023.46
	1,891,305.00	
	73,604,506.03	1,982,545.39

	136,450,000.00	133,880,000.00

	237,461,724.52	510,455.20
	751,165,190.02	689,481,165.68
	546,199,014.77	546,199,014.77
	268,102,168.66	246,998,390.09
	6,488,391.31	7,776,249.06
	41,783,554.01	42,708,152.21

---

	1,891,305.00	
	72,668,049.05	1,449,096.48
	208,217,325.95	144,422,756.59



---

	180,732,800.56	192,876,367.94
	24,809,337.99	27,484,426.75
	155,923,462.57	165,391,941.19
	155,923,462.57	165,391,941.19
	155,923,462.57	165,391,941.19



1.		
2.		
1.		
2.		
3.		
4.		
5.		
6.		
	84,732,416.09	92,674,693.28

5

	1,146,651,745.23	956,647,665.37

	30,805,164.71	23,212,485.39
	1,177,456,909.94	979,860,150.76
	735,858,727.51	607,524,554.45
	111,222,363.65	103,486,813.04
	101,959,639.70	88,111,669.39
	56,515,831.00	69,704,010.85
	1,005,556,561.86	868,827,047.73
	171,900,348.08	111,033,103.03
	208,400,000.00	100,250,000.00
	10,259,340.25	55,014.20
	90,338.57	2,092,520.96
	218,749,678.82	102,397,535.16
	53,423,156.41	76,723,834.69
	508,400,000.00	100,250,000.00



	398,593,994.22	362,503,145.70
	217,088,420.88	260,100,924.39
	47,557,261.17	48,045,756.37
	32,204,147.63	28,064,317.92
	25,746,105.52	28,784,180.56
	322,595,935.20	364,995,179.24
	75,998,059.02	-2,492,033.54

---

	-27,408,329.61	491,697,394.82
	-217,128,161.25	374,314,628.07
	377,978,575.66	3,663,947.59
	160,850,414.41	377,978,575.66







2017

---

---

--	--	--	--	--

2017

1

1

	136,450,000.00				1,101,053,354.39	71,739,195.00			69,845,237.52	179,202,986.70	1,414,812,383.61

	100,400,000.00										





15

2014

**2**

12

3.

4.

6

1.

2.

1 .

2 .  
1

2

- A.
- B.
- C.
- D.

3 .

4 .

**7**

- (1)
- (2)
- (3)

**2.**

- (1)
- (2)
- (3)
- (4)
- (5)

8

8

**8**

**9**

**10**

**1.**

**2.**

1

1

2

3

1

2

3

4

1 ( )

2

3

4

5

3.

1

2

1

2

4.

5.

6.

**11****1**

500

50

**2**


6	0	0
	5.00%	5.00%
1 2	10.00%	10.00%
2 3	20.00%	20.00%
3 4	50.00%	50.00%
4 5	80.00%	80.00%
5	100.00%	100.00%

**3**


**12**

)

( )

( )

**13**

1

2

**14**

1



22

3.

22

1.

2.

22

1

22

2

1

2

1

3

2

5

4

**15**

			1/ *100
	20	5-10	4.50-4.75

**16****1**

1

2

2



20

5-10

1

2

3

3

**19**

**20**

**21**

**1**

1

	10	
	50	

2

**2**

1

2

3

4

5

**22**



26

1

2

3

4

5

1  
6

2

3

4

27

1

2

3

4

2)

1

2

(3

2

30



	15%
--	-----

2

15%

15%

15%

2011 58

2016 2

15%

3

1

	53,447.10	38,178.07
	392,050,446.70	588,127,040.24
	45,167,053.43	51,407,272.55
	437,270,947.23	639,572,490.86

2017 12 31

	44,104,481.80	48,185,098.74
	1,062,571.63	358,430.81
		2,863,743.00
	45,167,053.43	51,407,272.55

2

3

4

1

	33,432,402.42	30,695,303.30
	5,000,000.00	1,100,000.00
	38,432,402.42	31,795,303.30

2

--	--

3

	144,065,432.11	
	144,065,432.11	

4

--	--

5

1


	437,159, 338.44	99.78%	9,075,40 3.38	2.08%	428,083,9 35.06	390,848 ,011.13	100.00%	7,811,756 .81	2.00%	383,036,25 4.32

--	--


	724,957.58	1-2	
--	------------	-----	--

2

		(%)		
	10,676,005.81	31.02	1	
	4,695,443.23	13.64	1	
	4,060,376.74	11.80	1	
	3,228,960.00	9.38	1	

DuPont China 1978763.06 15.3

**2****1**

( )				
-----	--	--	--	--

**9****1**


2

213,179.60

			Ä
--	--	--	---

		277,200.00	6	7.06%	
		170,000.00	6	4.33%	
		100,000.00	6	2.55%	
		100,000.00	6	2.55%	
	--	1,147,200.00	--	29.23%	50,000.00

6

--	--	--	--	--

7

8

10

1

	69,358,687.51	2,529,709.09	66,828,978.42	61,350,488.92	5,599,385.16	55,751,103.76
	30,868,898.47	436,222.88	30,432,675.59	32,695,569.74	439,295.57	32,256,274.17
	68,847,411.07	400,644.32	68,446,766.75	77,716,904.71	506,243.55	77,210,661.16
	7,786,912.51		7,786,912.51	6,849,825.55		

2

	5,599,385.16				3,069,676.07	2,529,709.09
	439,295.57				3,072.69	436,222.88
	506,243.55	42,189.81		147,789.04		400,644.32
	6,544,924.28	42,189.81		147,789.04	3,072,748.76	3,366,576.29

3

4

--	--

11

--	--	--	--	--

12

--	--	--

13

	151,127.38	793,229.37
	300,000,000.00	
	1,461,724.52	
	301,612,851.90	793,229.37

14

1

2

|

|

18

1

OMMA


---

3				
1				

---

1			992,758.45			20,001.12	1,012,759.57
---	--	--	------------	--	--	-----------	--------------



*	2,105,695.50	496,472.26		1,609,223.24	
**	9,135,247.28	3,162,200.40		5,973,046.88	
	11,240,942.78	3,658,672.66		7,582,270.12	

3

--	--	--	--	--

4

	11,070,456.14

5

--

--

---

--	--	--	--	--

---

	56.00		557,666. 98	557,666. 98			99.58%	100.00				
	50.00		427,350. 40	427,350. 40			85.47%	100.00				





--	--	--	--	--

27

1

--	--	--	--	--

2

--	--	--	--	--

28

	3,129,419.03	644,902.83	1,322,208.14		2,452,113.72
	1,146,980.93		228,986.00		917,994.93
	105,091.38		11,259.84		93,831.54
	4,381,491.34	644,902.83	1,562,453.98		3,463,940.19

29

/

1


---

	5,923,636.06	888,545.41	4,688,333.58	703,250.04
	25,082,648.68	3,762,397.30		



35

1

	102,670,811.89	89,917,565.85
	4,702,344.16	15,804,491.85
	6,292,481.50	4,900,414.61
	7,912,266.88	3,792,532.55
	744,509.95	900,963.10
	122,322,414.38	115,315,967.96

2

1

2 1

	163,899.50	
	142,570.50	
	306,470.00	--

3

--	--

37

1

	548,911.62	97,558,807.06	97,294,439.39	813,279.29
-		13,866,546.94	13,866,546.94	
	548,911.62	111,425,354.00	111,160,986.33	813,279.29

2

1		79,674,230.04	79,674,230.04	
2	224,852.35	3,535,246.44	3,535,246.44	224,852.35
3		7,070,928.28	7,070,928.28	
		5,732,232.57	5,732,232.57	
		701,468.28	701,468.28	

5	324,059.27	1,442,914.30	1,178,546.63	588,426.94
	548,911.62	97,558,807.06	97,294,439.39	813,279.29

**3**

1		13,414,677.64	13,414,677.64	
2		451,869.30	451,869.30	
		13,866,546.94	13,866,546.94	

**38**

		11,955,257.31	10,701,284.83
		13,074,518.59	10,615,054.46
		123,989.28	185,366.60
		864,710.69	752,785.63
		3,782.64	67,134.86
		671,877.95	591,397.08
		26,694,136.46	22,913,023.46

**39**

--	--	--

--	--





47

1



50

--	--	--	--

51

	4,688,333.58	1,650,000.00	414,697.52	5,923,636.06	
	4,688,333.58	1,650,000.00	414,697.52	5,923,636.06	--

						/
1	4,221,666.93		339,999.96		3,881,666.97	
2		1,000,000.00	18,867.92		981,132.08	
3	466,666.65		50,000.04		416,666.61	
4		650,000.00	5,829.60		644,170.40	
	4,688,333.58	1,650,000.00	414,697.52		5,923,636.06	--

1		2009	2012		
35kv	680	35kv	35kv		
2009	5 31	20			
2	2017 11		2016		
100			10		8
10					
3	2016 5				50
				10	
4	2017 11				50
				10	

52



		71,739,195.00		71,739,195.00
		71,739,195.00		71,739,195.00

**57**


**58**

--	--	--	--	--

**59**


	155,923,462.57	165,391,941.19
	8,473,241.61	998,210.17
	100,410,000.00	80,000,000.00
	445,015,797.31	397,975,576.35

- 1) 0.00
- 2) 0.00
- 3) 0.00
- 4) 0.00
- 5) 0.00

**61**

	1,202,398,069.07	877,119,274.83	1,127,399,122.03	797,564,361.15
	17,871,908.84	15,325,305.35	18,770,676.75	18,170,012.02
	1,220,269,977.91	892,444,580.18	1,146,169,798.78	815,734,373.17

**62**

--	--

63



4,071,808.75

25,082,648.68



---

	8,000.00	
	5,829.60	
" "	3,100.00	
	2,800.00	

---


	28,648,499.24	27,283,814.40
	-3,839,161.25	200,612.35
	24,809,337.99	27,484,426.75

**2**

3,748,983.47

---

1	--	--
	155,923,462.57	



79

1

**3**


**4**

**5**

**6**

**2**

**1**


---

--	--	--

3

4

5

6

1

1

Bopp

100.00%

100.00%

B o p p

100.00%



---

--	--	--	--	--	--	--

40.00%



---

	--	--
	--	--
	--	--

**5****6**

--	--	--	--

**7****8****4**

				/

**5****6**

2017 12 31  
34.47%)

35.54%( 2015 12 31

(

---

	272,659,657.81	272,659,657.81	272,659,657.81			
--	----------------	----------------	----------------	--	--	--

1.

1

2 2017 12 31



	--	--	--	--
	--	--	--	--

2

3

4

5

6

7

8

9

1

--	--	--	--	--	--

	PAULXIAOMINGLEE	PAULXIAOMINGLEE	PAULXIAOMINGLEE	
47.99%		47.99%		
	PAULXIAOMINGLEE	14.33%	SHERRYLEE	5.86%
PAULXIAOMINGLEE				27.06%
	19.9675%	0.731%		47.99%

3


4

--	--

5

1

/

		30,745,801.28	40,000,000.00		20,037,724.36

/

		12,881,196.59	16,341,666.66

2

/

/

/

/	/	/	/	/	/	/
---	---	---	---	---	---	---

/

/

/	/	/	
---	---	---	--





7

8

1

2,570,000.00

0.00



4

5

1

1)

2017 5 2 <  
 > 2017 5 25  
 < > 2018 2 13

2017 12 31

2)

2017 12 31

47

2017 12 31

2

1

1)

2)

2017 12 31

554,400.00

2017 12 31

2

3

1

--	--	--	--

2

3

2

3

1

2

4


5



6

1

2



3

4

7

8



2

770,178.15

--	--	--

3

--	--

--	--	--	--	--	--

4

		(%)	
	36,397,959.64	21.63	
	12,808,321.50	7.61	
	6,924,985.46	4.12	26,028.00
	6,408,814.56	3.81	
	6,063,804.00	3.60	
	68,603,885.16	40.77	26,028.00

5

6

2

1

--	--	--

	1,285,658.17	96.26%	183,897.42	14.30%	1,101,760.75	2,068,930.05	100.00%	187,566.50	9.07%	1,881,363.55
	50,000.00	3.74%	50,000.00	100.00%						
	1,335,658.17	100.00%	233,897.42	17.51%	1,101,760.75	2,068,930.05	100.00%	187,566.50	9.07%	1,881,363.55

1				
6		599,900.42		
6	-1	407,200.00	20,360.00	5.00%
1		1,007,100.42	20,360.00	2.02%
1	2	62,709.20	6,270.92	10.00%
3	4	500.00	250.00	50.00%
5		157,016.50	157,016.50	100.00%
		1,227,326.12	183,897.42	14.98%

2

46,330.92

--	--	--



**6**

--	--	--	--	--

**7**

**8**


3

4

	381,736,234.31	267,568,403.50	371,480,178.20	251,720,775.19
	8,757,762.10	7,392,356.34	2,405,808.98	1,952,961.50
	390,493,996.41	274,960,759.84	373,885,987.18	253,673,736.69

1.

	381,736,234.31	267,568,403.50	371,480,178.20	251,720,775.19

2.

	159,369,175.76	100,160,237.26	194,705,277.29	117,858,405.42
	222,367,058.55	167,408,166.24	176,774,900.91	133,862,369.77
	381,736,234.31	267,568,403.50	371,480,178.20	251,720,775.19

3.

	204,509,473.32	227,786,916.32
	49,346,502.16	41,642,930.83
	21,644,721.63	15,830,193.65
	93,128,298.56	80,875,937.70
	1,724,595.47	83,810.94
	3,305,651.55	4,839,701.46
	8,076,991.62	420,687.30
	381,736,234.31	371,480,178.20

4.

		%

	121,116,274.94	31.02
	36,793,792.14	9.42
	20,680,007.73	5.30
	13,922,577.22	3.57
	13,717,223.08	3.51
	206,229,875.11	52.82

5

	50,000,000.00	40,000,000.00
	5,222,215.61	4,310.18
	55,222,215.61	40,004,310.18

6

1

	-28,788.39	
	9,309,419.15	
	7,786,601.33	
	361,214.42	
	2,614,266.98	
	14,814,179.53	--

1

1

2

		/	/
	9.74%	1.15	1.16
	8.82%	1.04	1.05

3

1

2

3

4

2017